

# WALL CLADDING

A POWERFUL PROTECTION



# Wall cladding offers you an alternative smart solution for protecting your walls

There are many aspects when choosing colours and material for your walls. Should the colours and surface structure submit a certain feeling? Is it a heavy duty environment in terms of wear and tear? Will the walls be subject to impact from objects? Are there fire property requirements to consider? Will the walls be washed with water regularly or exposed to chemicals? Is there a need for antibacterial solutions?

Manufactured from lightweight polycarbonate, Makrotech™ wall cladding is easy to handle during installations with excellent mechanical strength and ease of fabrication you can count on.

With a wide range of textured, matt and gloss colours – Arla Plast is here to solve your design needs. The coloured surface finish eliminates the need for wall painting, minimizing damage marks from impact in those tougher environments.

## Why use wall cladding?



**TOUGH & DURABLE**



**HYGIENIC & EASY TO CLEAN**



**GOOD FIRE CLASSIFICATION WITHOUT THE USE OF HALOGENS**



**EASY TO FABRICATE**



**EASY TO INSTALL**



**EXTENSIVE COLOUR RANGE**















**EXCELLENT CHEMICAL RESISTANCE**



**ENVIRONMENTALLY FRIENDLY**

# Colours

White 110		Light Pink 140	
Offwhite 111		Light Green 150	
Beige 120		Light Blue 160	
Dark Beige 121		Blue 161	
Brown 122		Light Grey 170	
Light Yellow 130		Grey 171	

## Easy to handle and install

Makrotech sheets for wall cladding are easy to form and install. The sheets can be directly glued on prefabricated walls or affixed on profiles that are anchored. Corner elements, bumper rails and door frames can be easily thermoformed, or cold bent.

- Professional installation is important for best results.
- Leave a small space between each sheet to allow for temperature variability.
- When choosing the adhesive to use thought must be given to what the polycarbonate sheets will be mounted on. A flexible adhesive is advised to allow for thermal movement.
- In the corners or at the end of walls it is recommended to use profiles for a professional finish.
- To maintain a consistent appearance when installing wall cladding it is advised to use sheets from the same production batch.
- Wall cladding can be easily cleaned with lukewarm soapy water. Avoid using any aggressive cleaning agents.
- Use sheets in the same orientation.

### DIMENSIONS

Width	500 – 1250 mm
Length	1000 – 3000 mm
Texture	00/35

*Other dimensions available on request.*

### TECHNICAL SPECIFICATION

Flammability - Wall cladding has excellent smoke performance and meets fire code regulations.

### PRODUCT

Makrotech  
Makrotech Matt

### STANDARD

EN 13501-1  
EN 13501-1

### CLASSIFICATION

B-s1,d0  
B-s1,d0

### THICKNESS RANGE

1,3 – 3,0 mm  
1,3 - 2,0 mm





Hospital environment. The constant moving of medical equipment or beds brings frequent impact and wear to the walls.




In kitchens, Makrotech™ offers a smooth, water resistant surface that is easy to keep clean.



In corridors with a lot of traffic, the walls and corners quickly get worn down.



Makrotech is a robust protection in lower part of walls in public buildings or schools.



Makrotech™ can be a colourful divider or barrier used in stairs.

